

 XBOX 360.

**2014**  
FIFA World Cup  
**Brazil™**





**WARNING** Before playing this game, read the Xbox 360® console, Xbox 360 Kinect® Sensor, and accessory manuals for important safety and health information. [www.xbox.com/support](http://www.xbox.com/support).

### **Important Health Warning: Photosensitive Seizures**

A very small percentage of people may experience a seizure when exposed to certain visual images, including flashing lights or patterns that may appear in video games. Even people with no history of seizures or epilepsy may have an undiagnosed condition that can cause “photosensitive epileptic seizures” while watching video games. Symptoms can include light-headedness, altered vision, eye or face twitching, jerking or shaking of arms or legs, disorientation, confusion, momentary loss of awareness, and loss of consciousness or convulsions that can lead to injury from falling down or striking nearby objects. **Immediately stop playing and consult a doctor if you experience any of these symptoms.** Parents, watch for or ask children about these symptoms—children and teenagers are more likely to experience these seizures. The risk may be reduced by being farther from the screen; using a smaller screen; playing in a well-lit room, and not playing when drowsy or fatigued. If you or any relatives have a history of seizures or epilepsy, consult a doctor before playing.

# CONTENTS

COMPLETE CONTROLS.....	3	ONLINE PLAY.....	21
GETTING STARTED.....	10	LIMITED 90-DAY WARRANTY.....	24
PLAYING A MATCH.....	12	NEED HELP?.....	25
OFFLINE GAME MODES.....	16		

## COMPLETE CONTROLS

### CLASSIC

#### ATTACKING – SIMPLE

Short pass/Header	A
Lob pass/Cross/Header	X
Through ball	Y
Shoot/Volley/Header	B
Chip shot	LB + B
Finesse shot	RB + B
Fake shot	B, A
Fake pass	X, A



## ATTACKING – ADVANCED

Shielding (when dribbling)	LT
Lobbed through ball	LB + Y
Bouncing lob pass	RB + X
Low cross	X (double tap)
Ground cross	X (triple tap)
Early cross	LB + X
Dummy a pass	RB (hold)
Cancel	LT + RT
Fancy pass	RB + A
Flair shot	LT (hold) + B

## MOVEMENT

Move player	↑
First touch/Knock-On	RT + R2
Skill moves	R
Hard stop	LB (tap)
Stop ball	RT (tap)
Sprint	RT + ↑
Protect/Slow dribble/Jockey	LT + ↑
Face up dribbling	LT + RT
Receive ball and turn	LT + ↑



## TACTICS

Offside trap	⬆️, ⬆️
Team press	⬆️, ⬆️
Swap wings	⬆️, ⬆️
CB joins attack	⬆️, ⬆️
Counter attack	⬆️, ⬆️
Possession	⬆️, ⬆️
High pressure	⬆️, ⬆️
Team default	⬆️, ⬆️
Increase attack	⬆️/⬆️, ⬆️
Increase defense	⬆️/⬆️, ⬆️

## DEFENDING

Change player	LB
Switch player (manual)	R
Tackle/Push or pull (when chasing)	B
Sliding tackle	X
Clearance	B
Jockey	LT (hold)
Contain	A (hold)
Teammate contain	RB (hold)
Running jockey	LT + RT (hold)
Pull and hold (when chasing)	B (hold)



## GOALKEEPER

Drop kick	B / X
Throw/Pass	A
Charge/Drop ball	Y
Stay on goal line	Y (double tap)
Pick up ball	RB
Switch to GK	◀

## SET PIECES – FREE KICKS

Ground pass	A
High pass/Cross	X
Curled shot	B
Driven shot	LB + B
Wall jump (when defending)	Y
Wall charge	A
Move wall	LT / RT
Wall creep	RB

## SET PIECES – FREE KICKS – ADVANCED

Call 2nd kick taker	LT
2nd kick taker curled shot	LT + B
2nd kick taker layoff pass	LT + A
2nd kick taker layoff chip	LT + X
2nd kick taker run over ball	LT + B, A
Call 3rd kick taker	RB
3rd kick taker curled shot	RB + B
3rd kick taker run over ball	RB + B, A



## SET PIECES – CORNERS & THROW INS

Lob cross	X
Low cross	X (double tap)
Ground cross	X (triple tap)
Pass	A
Near post run	☺, ☺
Far post run	☺, ☺
Edge of the box (left corner/right corner)	☺, ☺/☺
Crowd the keeper (left corner/right corner)	☺, ☺/☺
Trigger player run	LB
Short throw in	A
Short throw in (manual)	Y
Long throw in	X
Move throw in receiver	LB

## SET PIECES – PENALTIES

Shoot	B
Finesse shot	RB + B
Chip shot	LB + B
Stutter step	B, B
Goalkeeper dive	R + L
Goalkeeper move side to side	L
Goalkeeper antics	A/X/Y/B



# SKILL MOVES

## 1 STAR MOVES

**Ball juggle** (while standing)      🏏 (hold) + 🏏 (tap)

## 2 STAR MOVES

**Body feint** (left/right)      ⚡️/⚡️ (flick)

**Stepover** (left/right)      🏏, 🏏, ⚡️/⚡️, 🏏, 🏏

**Reverse stepover** (left/right)      ⚡️, 🏏, ⚡️/⚡️, 🏏, 🏏

**Ball roll** (left/right)      ⚡️/⚡️ (hold)

**Drag back** (while standing)      🏏 + 🏏 (flick)

## 3 STAR MOVES

**Heel flick**      🏏 (flick), 🏏 (flick)

**Flick up**      🏏 (flick), 🏏 (flick), 🏏 (flick)

**Roulette** (left/right)      🏏, 🏏, 🏏, 🏏, 🏏, 🏏, ⚡️/⚡️/  
🏏, 🏏, ⚡️, 🏏, 🏏, 🏏, 🏏

**Fake left and go right**      ⚡️, 🏏, 🏏, 🏏, 🏏

**Fake right and go left**      🏏, 🏏, 🏏, 🏏, 🏏

## 4 STAR MOVES

**Ball hop** (while standing)      🏏 (tap)

**Heel to heel flick**      🏏 (flick), 🏏 (flick)

**Simple rainbow**      🏏 (flick), 🏏 (flick), 🏏 (flick)

**Advanced rainbow**      🏏 (flick), 🏏 (hold), 🏏 (flick)

**Feint left and exit right**      ⚡️, 🏏, 🏏, 🏏, 🏏

**Feint right and exit left**      🏏, 🏏, 🏏, 🏏, ⚡️

**Spin left**      🏏, 🏏

**Spin right**      🏏, 🏏





## 5 STAR MOVES

Elastico	Ⓢ, Ⓢ, Ⓢ, Ⓢ, Ⓢ
Hocus pocus	Ⓢ, Ⓢ, Ⓢ, Ⓢ, Ⓢ, Ⓢ, Ⓢ
Triple elastico	Ⓢ, Ⓢ, Ⓢ, Ⓢ, Ⓢ, Ⓢ, Ⓢ
Ball roll and flick left (while running)	Ⓢ (hold), Ⓢ (flick)
Ball roll and flick right (while running)	Ⓢ (hold), Ⓢ (flick)
Sombrero flick (while standing)	Ⓢ (flick), Ⓢ (flick), Ⓢ (flick)
Turn and spin (left/right)	Ⓢ (flick), Ⓢ (flick)/Ⓢ (flick), Ⓢ (flick)
Ball roll fake left (while standing)	Ⓢ (hold), Ⓢ (flick)
Ball roll fake right (while standing)	Ⓢ (hold), Ⓢ (flick)
Rabona fake (while jogging)	Ⓢ + Ⓢ/Ⓢ, Ⓢ + Ⓢ
Elastico chop left	Ⓢ (flick), Ⓢ (flick)
Elastico chop right	Ⓢ (flick), Ⓢ (flick)

## 5 STAR JUGGLING TRICKS

Laces flick up	Ⓢ + Ⓢ (hold)
Sombrero flick backwards	Ⓢ (hold)
Sombrero flick (left or right)	Ⓢ (hold)/Ⓢ (hold)
Around the world	Ⓢ, Ⓢ, Ⓢ, Ⓢ, Ⓢ, Ⓢ, Ⓢ, Ⓢ/ Ⓢ, Ⓢ, Ⓢ, Ⓢ, Ⓢ, Ⓢ, Ⓢ, Ⓢ
In air elastico	Ⓢ (flick), Ⓢ (flick) / Ⓢ (flick), Ⓢ (flick)
Flick up for volley	Ⓢ (hold)
Chest flick	Ⓢ, Ⓢ (hold), Ⓢ (triple tap)
T. around the world	Ⓢ, Ⓢ, Ⓢ, Ⓢ, Ⓢ, Ⓢ, Ⓢ, Ⓢ, Ⓢ (flick)



# GETTING STARTED

## PROFILE

When you first launch *EA SPORTS™ 2014 FIFA World Cup Brazil™*, go to CUSTOMISE > PROFILE > PROFILE MANAGER to activate a Profile and set it as the lead. All future progress will be saved to this Profile. To load a previously saved *2014 FIFA World Cup* Profile, select CUSTOMISE > PROFILE > LOAD 2014 FIFA WORLD CUP™ PROFILE.

You can also sign in to your Origin Account or create one to participate in the online features of EA SPORTS™ Football Club, Online FIFA World Cup™, Road to Rio de Janeiro, Online Friendlies, Story of Finals, and more.

## SAVING AND LOADING

*FIFA World Cup* uses an autosave feature to automatically save your progress and settings changes throughout the game. Please do not turn off your Xbox® 360 console while the autosave icon is displayed.

## XP

You earn XP as you undertake activities such as matches and Skill Games in *FIFA World Cup*. All *FIFA* titles share XP, so the XP you earn in *FIFA World Cup* contributes to your overall EA SPORTS™ Football Club level.

You can track your XP in the top right corner of the screen. Once you earn a set amount of XP, you progress to the next level. You'll also earn Football Club Credits (FCC) that you can spend in the Catalogue on extra Challenges, items, online matches, Scenarios, and special videos.

**NOTE:** You must sign in to EA Servers to access online features and track your XP and FCC. To sign in, press  while in the main menu.



# MAIN MENU

## HOME

Launch a new football match with Kick Off, view Football Club News & Alerts, or check out Skill Games. You can also access the last mode you played to pick up where you left off.

## PLAY

Start a quick match with Kick Off; become a star player and compete for captaincy in Captain Your Country; practice your moves in Skill Games and the Practice Arena; and access the *FIFA World Cup*, Road to the World Cup, Story of Qualifying, and Story of Finals modes.

## ONLINE

Select ROAD TO RIO DE JANEIRO to play in the major cities and stadiums of Brazil, choose ONLINE FRIENDLIES to play matches against your friends, or select ONLINE WORLD CUP to play the World Cup Finals in online head-to-head games.

## FOOTBALL CLUB

Access the Catalogue to redeem items with FCC, view the Leaderboards, contribute your XP to your country online, view My Alerts, or view your Friends' News to see your personal and friends' activities in *FIFA World Cup*. Because Football Club is part of all *FIFA* titles, you can share your news, XP, and FCC across all titles through your Profile.

## CUSTOMISE

Customise your settings, check out the Adidas Video Room, access your Profile and Team Management, reset all of your squads, and download updates. This is also your hub for accessing the Replay Theatre, setting your custom music and chants, customising your playlist in EA SPORTS™ Trax, and viewing the credits. You can also create, edit, or delete a player here.



# PLAYING A MATCH

## GAME SCREEN



## KICK OFF

Are you ready to dominate out on the pitch? Select KICK OFF from the Home panel to jump into a match and test your skills against computer-controlled opponents. Choose your controls configuration, your region and country, and the country of your rival. You can also customise your match's setting, your team, and your game settings before starting the match.

## ASSISTANCE

Need help being a star player when you're new to the pitch? Turn on Assistance for various moves to receive help with the direction and power of your movements. Alternatively, you can set moves to Semi for help in some areas but not all. For instance, you may receive help powering your passes, but you'll be in charge of aiming.

Press **Y** before selecting your side to customise Assistance. If you prefer to have complete control over where and how far the ball goes, set moves to Manual—then get ready for a challenge!

Before the match begins, you'll have a chance to complete a drill to warm up. When you're ready to start playing in front of the crowds, press **▶** when prompted to end the drill and start the match.

## MATCH FACTS

Press **▶** at any time during a match and select MATCH FACTS to view details of the game so far. You'll see the match's current score and stats such as Goals, Shots on Target, and Possession percentage for each team. See where your strengths are and where you need to improve to win this one!

Press **LB** or **RB** to switch to the Match Events screen for stats on Goals, Bookings, Injuries, and Substitutions. Keep an eye on these details to make sure every player is performing at his best.

## PLAYER PERFORMANCE

Select PLAYER PERFORMANCE from the Pause menu during or after a match to see each player's stats for shooting, passes, movement, tackling, positioning, and ball retention. You can also check out stats for the opposing team's players to determine who you should watch and block out on the pitch.

## PLAYER RATINGS

To quickly review your players' performances, select PLAYER RATINGS from the Pause menu. See who's scoring the goals and how many passes each player has completed. This can help you pinpoint your star players and target areas for improvement. You can also review the opposition's performances to prepare for their strengths and hit them where they're weakest.



## TEAM MANAGEMENT

When you're facing a tough opponent, you need to adapt fast if your team is going to celebrate a victory. At any time during a game, press **▶** to access the Pause menu and then select **TEAM MANAGEMENT** to start adjusting your team's play style.

### SQUAD

Change your players' positions out on the pitch. Highlight a player and press **A** to select him, and then highlight a second player and press **A** to swap the two players' positions. Press **⌘** to view a player's bio with his attributes and information; this can help you decide where best to place him on the field.

### FORMATIONS

Change the formations available for your team. Highlight a formation and press **A** to make it your team's default formation, or press **X** to edit it and create a custom formation from it.

### CUSTOM TACTICS

Customise your team's tactics to encourage certain types of plays during the match. Select a tactic and then adjust variables such as your team's freedom of movement around the pitch and your defense's strategy.

As you make your selection, you can watch the play at the top of the screen and press **Y** for more information about each stat. Do you prefer a more aggressive defense? Is your team taking too many risks when it comes to passing the ball? Try different tactics to see their stats and customise one that will give your rival a real challenge!

### QUICK TACTICS

Assign your choice of tactics to **⊙**, **⊕**, **⊖**, and **⊗** so you can quickly call these plays out on the pitch.

### PLAYER ROLES

View player roles and press **A** to choose a player to fill that position. Press **⌘** to view a player's bio. While viewing attributes, determine each player's strengths and weaknesses to ensure you select a position for him that puts his unique skills to good use.



## MAN MARKING

Make man marking assignments to prepare a strong defense. You might guard several of the opposition's powerhouse scorers or keep one fast winger in check.

To ensure a smart marking match, highlight one of your players followed by a player on the opposing team, and then press **ⓧ** to compare the two players' attributes. Make sure your player has the stats to keep up with his mark!

## INSTANT REPLAY

Instant Replay lets you save the most memorable moments of a match to relive the excitement whenever you want. During a big moment, press **ⓧ** when prompted onscreen to save an Instant Replay. You can then edit your replay's camera target, angle, and zoom before saving or uploading the highlight to watch again anytime you want to relive the thrill of that epic game moment. You can save up to 50 highlights to the Replay Theatre.

## PAUSE MENU

Press **⏸** at any time during a match to access the Pause menu.

- |                        |                                                                                                                                                                                                                                                                                                                                                                |
|------------------------|----------------------------------------------------------------------------------------------------------------------------------------------------------------------------------------------------------------------------------------------------------------------------------------------------------------------------------------------------------------|
| <b>Resume</b>          | Resume your current match where you left off.                                                                                                                                                                                                                                                                                                                  |
| <b>Instant Replay</b>  | Use the Instant Replay Tool to edit highlights from your current match and save them to the Replay Theatre for viewing later.                                                                                                                                                                                                                                  |
| <b>Match Facts</b>     | Review the score and stats from your current match, including Goals, Shots on Target, Possession percentage, Offsides, Injuries, and more. Move <b>⬅</b> to scroll and select <b>PLAYER PERFORMANCE</b> to view detailed stats for each player or <b>PLAYER RATINGS</b> to see an overview of players' performances and their positions for the current match. |
| <b>Settings</b>        | Adjust game settings, controller settings, and video calibration; view the current teams playing to select sides; and review basic controls, celebrations controls, and skill moves.                                                                                                                                                                           |
| <b>End Match</b>       | End your current match and return to the main menu, or select <b>RESTART MATCH</b> to start the match over from the beginning. Both options will forfeit all progress from your current match.                                                                                                                                                                 |
| <b>Team Management</b> | Change your squad composition, adjust your team's formation, customise your team's play style, assign tactics to your controller, change the captain and set piece takers, and make man marking assignments.                                                                                                                                                   |



# OFFLINE GAME MODES

## CAPTAIN YOUR COUNTRY

Do you have what it takes to become a star player and lead your team to a World Cup victory? Select CAPTAIN YOUR COUNTRY from the Play panel to get started. As you play matches ranging from friendly skirmishes to World Cup Finals, you'll be able to improve your attributes and increase your rank in the team roster based on your performance. Avoid your manager's cuts and see if you can make it to the top position in the rankings to captain your country in the World Cup!

### SETUP


Select the number of *FIFA World Cup* users that will be playing through Captain Your Country mode. This local multiplayer mode supports one to four players. Each of you can choose to play as your favorite real-world footballer or create your own player to take to the top.

### GAME FACE

Want to see yourself out on the pitch scoring goals for your team? If you create a new player, you can apply Game Face to make him look like you. Visit [www.easportsfootballclub.com](http://www.easportsfootballclub.com) to upload a photograph of yourself and generate an avatar for Game Face. When you're back to playing *FIFA World Cup*, you can download the avatar onto your player character!

Choose fixtures based on your team's real-world qualifying schedule or customise fixtures for different match-ups. Once you've confirmed the schedule, you're ready to start your journey to the World Cup!

### CENTRAL

After setting up your player and schedule, you will land at the Captain Your Country Central panel. From this hub, you can play matches and stay updated on World Headlines and Standings. Press  to view the calendar and see your upcoming matches and training sessions.





## PLAY MATCH

Select PLAY MATCH to play your next game. To improve your rank and get your Team to the World Cup, you'll need to make as many solid plays as you can and try to get a win for your team!

### SIMULATING MATCHES

Need to speed up a match? Once a match begins, you can go to the Pause menu (►) and select SIM REST OF MATCH under REQUEST SUB to simulate the rest of the game. This is an easy option if you're in a hurry, but keep in mind that results won't always be in your favor!

## Controls

In Captain Your Country, you've got to think like a real player as you time your runs, call for the ball at the right moments, and cover any dangers your opponents pose. Just remember that no player can win a match alone! Even when you're controlling just one player, teamwork is everything in football. When you're out on the pitch, use the following controls to make plays when you're off the ball:

Call for pass/Cross	A
Call for lob pass/Cross	X
Call for or suggest through ball	Y
Suggest shot	B
Call for defender (on defence only)	RB (hold)
Get in position (on attack and defence)	LB (hold)

## Training

Your next event will often be a training session that lets you practice specific skills. Each training session has a focus, such as shooting or passing, but you can select a particular drill to target your problem areas before the next big match. Are you great at intercepting the ball but have trouble aiming passes to teammates? Do you need better control while dribbling to keep the ball in your possession? Your training will grow your attributes to make you a better player in the long term.



## **MATCH UPDATES**

Review the Fixtures & Results for important matches such as the Inter-Confederation Playoff and various qualifiers.

## **STANDINGS**

Review the Group Standings for qualifiers and the World Cup Finals.

## **RIVAL STANDINGS**

See your current rank alongside your rivals'.

## **TOURNAMENT**

Keep up to date with the worldwide standings and review the tournament calendar in the Tournament panel. Watch the competition to see which teams are becoming powerhouses and which rival players to watch out for when you're out on the pitch.

## **CALENDAR**

View the calendar to see your past matches, upcoming matches, and Training Sessions.

## **TABLES**

Review the Group Standings for the World Cup Finals and various qualifiers.

## **STATISTICS**

Review Player Stats for important matches. These stats include Top Scorers, Assists, Clean Sheets, Yellow Cards, and Red Cards. Select TEAM STATS to view player statistics by team for the various qualifiers and the World Cup Finals.

## **FIXTURES & RESULTS**


Review Fixtures & Results for the Inter-Confederation Playoff, B-International, and various qualifiers.



## SETTINGS

Adjust settings for your matches, camera, display, audio, gameplay, and more.

## RANKINGS

Stay up to date on the current rankings and see where your player stands. Press  to jump to your player's position on the board.

## STORY OF QUALIFYING

Rewrite history as you play through exciting Scenarios based on real-world qualifying matches. Each region has a number of Scenarios, and each Scenario has one Major Objective and two Minor Objectives for you to complete.

Choose a region to take on a challenge there, and then experience the thrill of victory as you complete its objectives! As you finish Scenarios in a region, your completion percentage there will increase.

## 2014 FIFA WORLD CUP BRAZIL™

Jump into the Finals and see if your team can beat out tough competition to make it to the World Cup! Managing your team is the key to success. After each match, monitor player form attributes and choose drills to improve them. Keep your players' skills sharp to make sure your team is ready for game day.

## ROAD TO THE FIFA WORLD CUP™

Take on the realistic challenge of a full campaign and earn your trip to the World Cup. As you play through qualifying matches, manage player form and make important training decisions to keep your team in top condition.



## STORY OF FINALS

Relive the thrill of real-world Finals games as you take the international stage in Story of Finals. Available when the World Cup begins, this mode lets you play Scenarios based on real-world matches after they happen. New Scenarios will appear every day based on the latest games. Complete three objectives for each Scenario as you rewrite the road to the World Cup.

## SKILL GAMES

Select SKILL GAMES from the Play panel to perfect moves between matches and see if you can make it onto the Skill Leaderboards. Choose a skill and which player you want to control as you train, and then work your way from Bronze Level to Gold Level as you master the maneuvers. After reaching a level target, you can retry the drill for a higher score or advance to the next level. Do you have what it takes to make it onto the leaderboards?

## PRACTICE ARENA

Select PRACTICE ARENA to enjoy a quiet pitch, and practice dribbling and shooting against a goalkeeper. Press **◀** to access Practice Mode, where you can select to practice set pieces and matches, create a set piece, or choose whether you want to be on the attacking side or defending side during practice. When you've finished practicing, press **▶** to return to the main menu.



# ONLINE PLAY

## ROAD TO RIO DE JANEIRO

Play live online matches in Brazil's official venues on your way to Rio! You'll be able to keep track of your progress on a map of Brazil, as well as see how many games are available to play and the number of Points you've earned in a city.

### CENTRAL

The Central panel is your hub for playing matches and keeping track of your progress around Brazil.

### PLAY MATCH

Jump into an online match against another *FIFA World Cup* player. Select your country and kit, and then select **TEAM MANAGEMENT** if you want to adjust your squad composition before you venture onto the field.

Select **SEARCH** when you're ready to find an opponent. You'll be matched based on your team star level and division, but you can select **MATCHMAKING SETTINGS** to adjust your matchmaking preferences before you search.

### HISTORY

Review your history to see which cities you've unlocked, descriptions of the cities, your match history, and your Overall Stats.

### CURRENT CITY

See the games in your current city, or just keep an eye on the map to view the location of Brazil's cities and stadiums, Games Remaining for your current city, and the Points you've earned there.

### LEADERBOARDS

Want to conquer the Leaderboards on your journey through Brazil? View them to see the top ranked Road to Rio de Janeiro players and how your friends are faring in the mode.



# ONLINE FIFA WORLD CUP™

Play the World Cup Finals in online head-to-head matches against other *FIFA World Cup* players. Select your country to get started.

## CENTRAL START THE TOURNAMENT

Jump into the World Cup tournament and see if you can beat live opponents in your thirst for World Cup glory! Choose your kit to get started, and then select **TEAM MANAGEMENT** if you want to adjust your squad composition, **MATCHMAKING SETTINGS** to change your matchmaking preferences, or Xbox 360 **CONTROLLER SETTINGS** to adjust your controller setup and Assistance. When you're ready to start a match, select **SEARCH**.

## BEST FINISH

View your Overall Record, Recent Matches, and World Cup Wins.

## 2014 FIFA WORLD CUP™ FINALS

See your best finish and compare it to the Community Average. Here, you can also see the Group Table during the Group Stage, or view the tournament tree during knockout rounds.

## SQUAD

Prepare your squad to meet and defeat the competition. Here, you can assign tactics to your Xbox 360 Wireless Controller, change your squad's formation, swap your players' positions, and more.

Select the squad formation image on the right side of the screen to see your current formation. From here, you can change players' positions on the field. Highlight a player to see his attributes on the right side of the screen.


To swap two players' positions, highlight a player and press **A**, and then highlight the second player and press **A** again.

## FORMATION

Select your squad's starting formation. As you highlight options, you can see the layout at the top of the screen.







## PLAYER ROLE

View a list of your players and their roles on the pitch. Highlight a player and press  to view his Player Bio, including his Player Information and various attributes. Do his Skill Attributes indicate that he makes accurate Long Passes, or is he an expert at Marking? Use these details to decide where his skills would be of use on the field.

When you're ready to assign Player Roles, highlight a role and press . Select which player you would like to fill that position and press  again to assign him to that role.

## QUICK TACTICS

Assign tactics to , , , and  so you can quickly call plays when you're in the middle of a match.

## LEADERBOARD

Select OVERALL LEADERBOARD to view the Overall Leaderboards for Online World Cup or FRIENDS LEADERBOARD to see your Xbox® Live friends' rankings and Cups.

## ONLINE FRIENDLIES

Challenge your friends to head-to-head matches and see who has the best moves on the field. Play a five-game season to rack up Points. At the end of the season, the player with the most hoists the trophy!



# LIMITED 90-DAY WARRANTY

**NOTE:** Warranty does not apply to digital download products.

## Electronic Arts Limited Warranty

Electronic Arts warrants to the original purchaser of this product that the recording medium on which the software program(s) are recorded (the "**Recording Medium**") is free from defects in materials and workmanship for a period of 90 days from the date of purchase. If the Recording Medium is found to be defective within 90 days from the date of purchase, Electronic Arts agrees to replace the Recording Medium free of charge upon receipt of the Recording Medium at its service center, postage paid, with proof of purchase. This warranty is limited to the Recording Medium containing the software program that was originally provided by Electronic Arts. This warranty shall not be applicable and shall be void if, in the judgment of Electronic Arts, the defect has arisen through abuse, mistreatment or neglect.

This limited warranty is in lieu of all other warranties, whether oral or written, express or implied, including any warranty of merchantability or fitness for a particular purpose, and no other representation of any nature shall be binding on or obligate Electronic Arts. If any such warranties are incapable of exclusion, then such warranties applicable to this product, including implied warranties of merchantability and fitness for a particular purpose, are limited to the 90-day period described above. In no event will Electronic Arts be liable for any special, incidental, or consequential damages resulting from possession, use or malfunction of this Electronic Arts product, including damage to property, and to the extent permitted by law, damages for personal injury, even if Electronic Arts has been advised of the possibility of such damages. Some states do not allow limitation as to how long an implied warranty lasts and/or exclusions or limitation of incidental or consequential damages so the above limitations and/or exclusion of liability may not apply to you. In such jurisdictions, the Electronic Arts' liability shall be limited to the fullest extent permitted by law. This warranty gives you specific rights. You may also have other rights that vary from state to state.

## Returns Within the 90-Day Warranty Period

Please return the product along with (1) a copy of the original sales receipt showing the date of purchase, (2) a brief description of the difficulty you are experiencing, and (3) your name, address and phone number to the address below and Electronic Arts will mail a replacement Recording Medium to you. If the product was damaged through misuse or accident, this 90-day warranty is rendered void and you will need to follow the instructions for returns after the 90-day warranty period. We strongly recommend that you send your products using a traceable delivery method. Electronic Arts is not responsible for products not in its possession.

## EA Warranty Information

If the defect in the Recording Medium resulted from abuse, mistreatment or neglect, or if the Recording Medium is found to be defective after 90 days from the date of purchase, choose one of the following options to receive our replacement instructions:

**Online Warranty Information:** <http://warrantyinfo.ea.com>

**EA Warranty Mailing Address:**

Electronic Arts Customer Warranty, 7700 W Parmer Lane, Building C, Austin, TX 78729-8101

## Notice

Electronic Arts reserves the right to make improvements in the product described in this manual at anytime and without notice.





# NEED HELP?

The EA Worldwide Customer Experience team is here to ensure you get the most out of your game—anytime, anywhere.

- ▶ **Online Support & Contact Info** For FAQs, help articles, and to contact us, please visit [help.ea.com](http://help.ea.com).
- ▶ **Twitter & Facebook Support** Need a quick tip? Reach out on Twitter to [@askeasupport](https://twitter.com/askeasupport) or post on [facebook.com/askeasupport](https://facebook.com/askeasupport).

